

Gas-actuated thermometer For sanitary applications Model 74, stainless steel version

WIKA data sheet TM 74.01



Applications

- Food industry
- Sanitary applications
- Bio and pharmaceutical industry

Special features

- Dead space free
- Hygienic version
- Aseptic process connections
- Material and surface finish quality in accordance with pharmaceutical industry directives and standards



**Gas-actuated thermometer model R74.100
with liquid damping and VARIVENT® connection**

Description

This series of thermometers has been designed as an addition to the standard range of thermometers in order to meet the special requirements of the food, bio and pharmaceutical industries as well as in the paints and varnishes industry.

The model 74 gas-actuated thermometer is ideally suited to fulfil the high standard requirements of sanitary applications. In accordance with the testing by an independent authority (Third Party Verification) the thermometer corresponds to the 3-A standard 74-03 and is marked by us accordingly.

Stem and case are made of stainless steel.

The surface of the wetted parts is polished, and a wide variety of process connections is available to ensure the optimal adaptation to many different process requirements. The stem is free of dead space.

Standard version

Measuring principle

Gas-pressure inert gas filling

Nominal size in mm

100

Process connection

- VARIVENT® connection
for pipes DN 40 to DN 125 and 1 ½" to 4", PN 25
- NEUMO BioControl®
size 50 (mounting diameter 50 mm) for pipes DN 25 to DN 100, PN 16 or
size 65 (mounting diameter 68 mm) for pipes DN 40 to DN 100, PN 16
- Grooved union nut DIN 11851, DN 40, PN 40 or DN 50, PN 25
- Tri-clamp, DN 1 ½", PN 40 or DN 2", PN 40

Models

Model	NS	Design
A74.100	100	Back mount (axial)
R74.100	100	Lower mount (radial)

Indication accuracy

Within ± 1 °C within measuring range

Working range

Normal (1 year): Measuring range (EN 13190)

Short time (24 h max.): Scale range (EN 13190)

Rated operating ranges and conditions

EN 13190

Temperature sensor

- Wetted parts stainless steel 1.4435
- Diameter 21 mm
- Length 30 mm

Surface of the wetted parts

$R_a \leq 0.8 \mu\text{m}$

Case

Stainless steel 1.4301

Bezel

Cam ring (bayonet type) bezel, stainless steel 1.4301

Dial

Aluminium, white, black lettering

Window

Laminated safety glass

Pointer

Aluminium, black, micro adjustment

Temperature limits for storage and transport

-50 ... +60 °C without liquid damping

-20 ... +60 °C (EN 13190) with liquid damping

Permissible ambient temperature at case

max. 0 ... 40 °C (others on request)

Permissible pressure rating at the temperature sensor

max. 25 bar, static

Ingress protection

IP 65 per EN 60529 / IEC 529

Options

- Scale range °F, °C/°F (dual scale)
- Other process connection
- Surface of the wetted parts
 - $R_a \leq 0.4 \mu\text{m}$
 - Electropolished $R_a \leq 0.4 \mu\text{m}$
 - Polished and electropolished $R_a \leq 0.25 \mu\text{m}$
- Case with food-compatible liquid damping (medicinal white mineral oil KN 92)
- Window from clear plastic
- Ingress protection IP 66
- Thermometer with switch contacts (data sheet TV 27.02)
- Version per ATEX Ex II 2 GD c TX

Scale range, measuring range ¹⁾, error limit

Scale graduation per WIKA standard

Scale range in °C	Measuring range in °C	Scale spacing in °C	Error limit \pm °C
-30 ... +50	-20 ... +40	1	1
-20 ... +100	0 ... +80	1	1
0 ... +120	+20 ... +100	1	1
0 ... +160	+20 ... +100	1	1

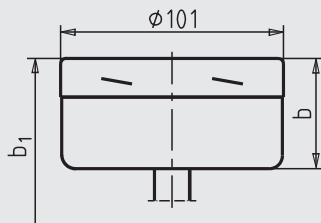
¹⁾ The measuring range is indicated on the dial by two triangular marks.
Only within this range is the stated error limit valid.

BioControl® is a registered trademark of the company NEUMO.

Dimensions in mm

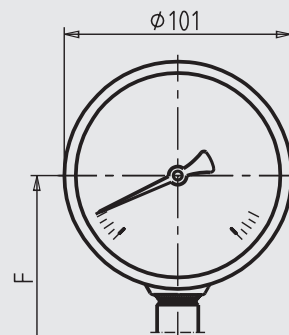
Both thermometers, model A74.100 back mount connection and model R74.100 lower mount connection, are available with all process connections shown.

Model A74.100, back mount, standard version



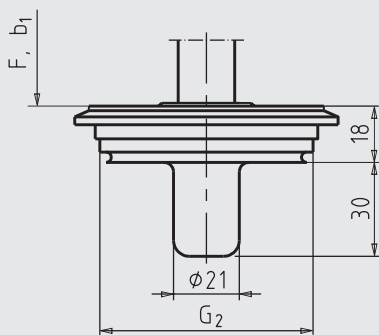
3365563.01

Model R74.100, lower mount, standard version



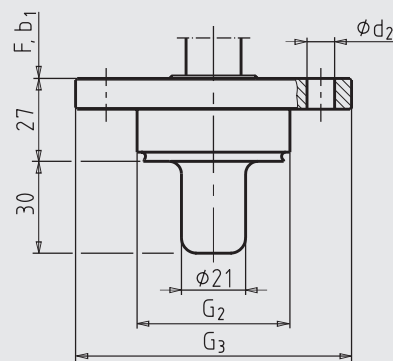
3365564.02

Process connection VARIVENT®



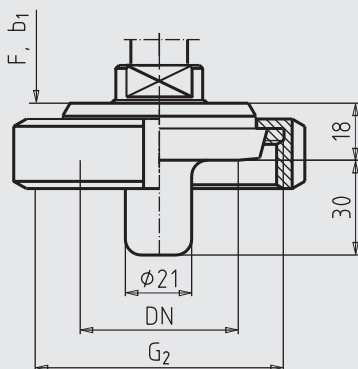
3365571.01

NEUMO BioControl process connection™



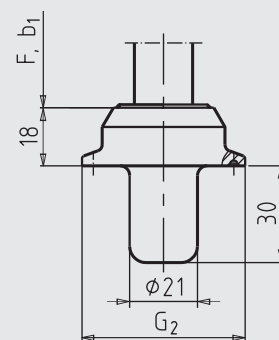
3365589.01

Process connection with grooved union nut DIN 11851



3366231.01

Process connection Tri-clamp



3366304.01

Process connection	Dimensions in mm						Weight in kg
	G ₂	G ₃	Ø d ₂	b	b ₁	F	
VARIVENT® form N	68	-	-	50	80	82	1.70
VARIVENT® form F	50	-	-	50	80	82	1.65
NEUMO BioControl® size 50	50	90	4 x Ø 9	50	80	82	1.75
NEUMO BioControl® size 65	68	120	4 x Ø 11	50	80	82	2.40
Grooved union nut DIN 11851, DN 40	Rd 65 x 1/6	-	-	50	80	82	1.85
Grooved union nut DIN 11851, DN 50	Rd 78 x 1/6	-	-	50	80	82	1.90
Tri-clamp, DN 1 1/2"	50	-	-	50	80	82	1.70
Tri-clamp, DN 2"	64	-	-	50	80	82	1.85

Ordering information

Model / Scale range / Surface of wetted parts / Process connection / Options

© 2006 WIKA Alexander Wiegand SE & Co. KG, all rights reserved.

The specifications given in this document represent the state of engineering at the time of publishing.
We reserve the right to make modifications to the specifications and materials.



WIKA Alexander Wiegand SE & Co. KG
Alexander-Wiegand-Straße 30
63911 Klingenberg/Germany
Tel. (+49) 9372/132-0
Fax (+49) 9372/132-406
E-mail info@wika.de
www.wika.de